



GROTTE du Brudoux.
Plan de Baix (26)
Topographie David Bianzani 2007
Echelle : 1/500



S1 : 14m -2m

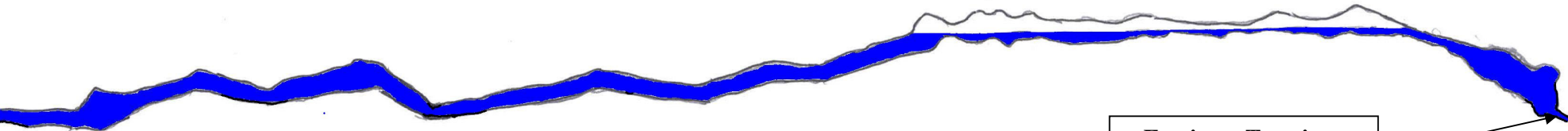


S2 : 202m -8m

Cloche ?

Etroiture Terminus Groupe plongée
souterraine rhodanien 1974

S3: 15m -5m



Etroiture Terminus
Bertrand Léger 1987

